

Ultra-stable, high precision (ppm class) fluxgate technology DP Series current transducer for isolated DC and AC current measurement on PCB up to 18A



**Features**

- Linearity error maximum 10 ppm
- Measurement resistor up to 100Ω at full scale
- Fluxgate, closed loop compensated technology with fixed excitation frequency and second harmonic zero flux detection for best in class accuracy and stability
- PCB mount
- Height 32mm - Suitable for 1U power supplies
- 250g weight and compact size - ideal for PCB-mounted applications with space constraints

**Applications:**

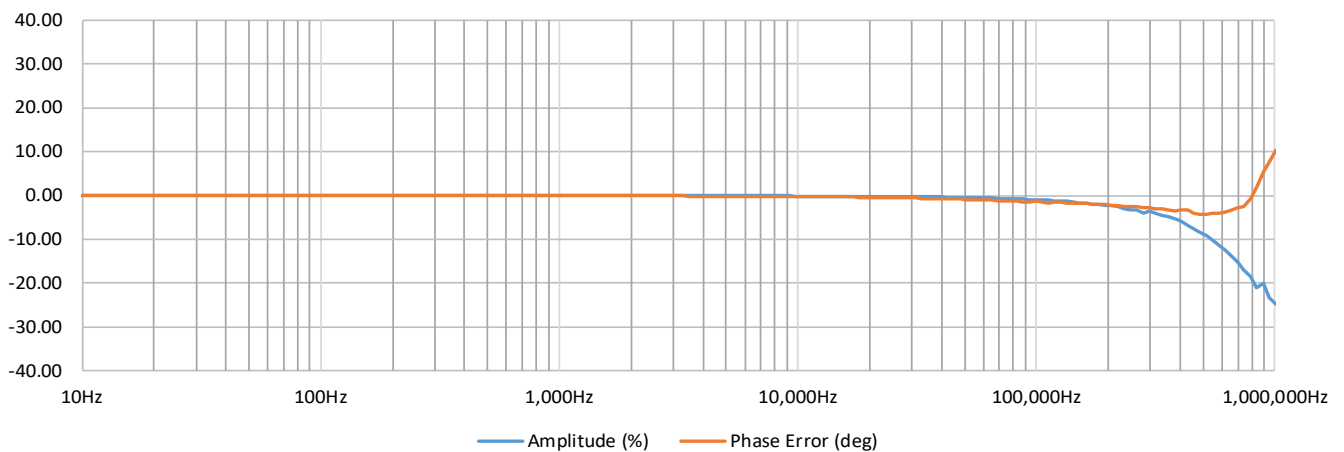
- MPS for particles accelerators
- Stable power supplies
- Precision drives
- Batteries testing and evaluation systems
- Power measurement and power analysis

Specification highlights	Symbol	Unit	Min	Typ	Max
Linearity error	$\epsilon_L$	ppm	-10		10
Bandwidth	BW(-0.1dB) BW(-1dB) BW(-3dB)	kHz		50 300 1000	
Ambient operating temperature range	$T_a$	°C	0		55
Offset current (including earth field)	$I_{oE}$	ppm			100
Power supply voltages	$U_c$	V	±14.25		±15.75
Primary / secondary ratio			1:250		
Nominal primary AC current	$I_{PN AC}$	Arms	-12		12
Nominal primary DC current	$I_{PN DC}$	±A	-12		12
Measuring range (100ms)	$\hat{I}_{PM}$	±A	-18		18

All ppm (or %) values refer to nominal current

Parameter	Symbol	Unit	Min	Typ.	Max	Comment
Measuring resistance	$R_M$	$\Omega$	0		100	
Linearity error	$\epsilon_L$	ppm $\mu A$	-10		10	ppm refers to reading current $\mu A$ refers to secondary current
			-0.5		0.5	
Offset current (including earth field)	$I_{OE}$	ppm $\mu A$	-80		80	ppm refers to nominal current $\mu A$ refers to secondary current
			-4		4	
DC-10Hz Overall accuracy @25°C (= $\epsilon_L + I_{OE}$ )	acc $\epsilon$	ppm	-90		90	ppm error at nominal DC current
Offset temperature coefficient	$TC_{IOE}$	ppm/K $\mu A/K$	-1		1	ppm refers to nominal current $\mu A$ refers to secondary current
			-0.05		0.05	
Amplitude error	$\epsilon_G$	%			0.01%	% refers to nominal current
					12.00%	
Phase shift	$\theta$	°			0.02°	
					6.0°	
Response time to a step current $I_{PN}$	$t_r @ 90\%$	$\mu s$		1		$di/dt = 100A/\mu s$
Noise	noise	ppm peak-peak			4	Measured on secondary current
					8	
					100	
Noise	noise	ppm rms			0.50	Measured on secondary current
					7	
					50	
dV/dt influence	dv/dt	ppm			10	@230V and 50/60Hz
Positive current consumption	$I_{ps}$	mA			42	Add $I_s$ (if $I_s$ is positive)
Negative current consumption	$I_{ns}$	mA			28	Add $I_s$ (if $I_s$ is negative)
Operating temperature range	$T_a$	°C	0		55	
<b>Stability</b>						
Offset stability over time		ppm / 24h	-0.1		0.1	ppm refers to nominal current
Offset stability over time		ppm / month	-1		1	ppm refers to nominal current
Offset stability over time		ppm / year	-2		2	ppm refers to nominal current

Typical Amplitude / Phase



## Isolation specifications

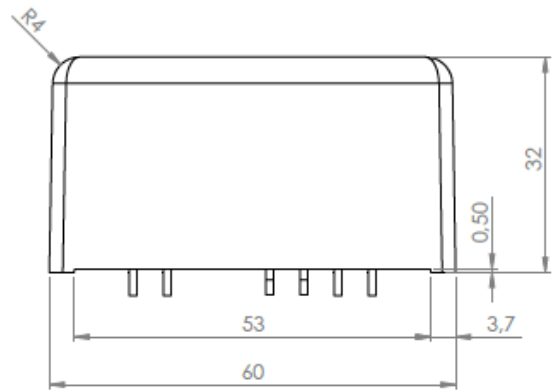
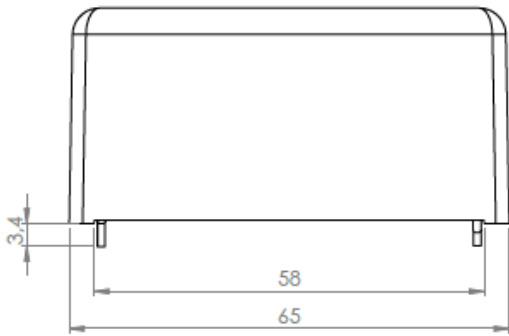
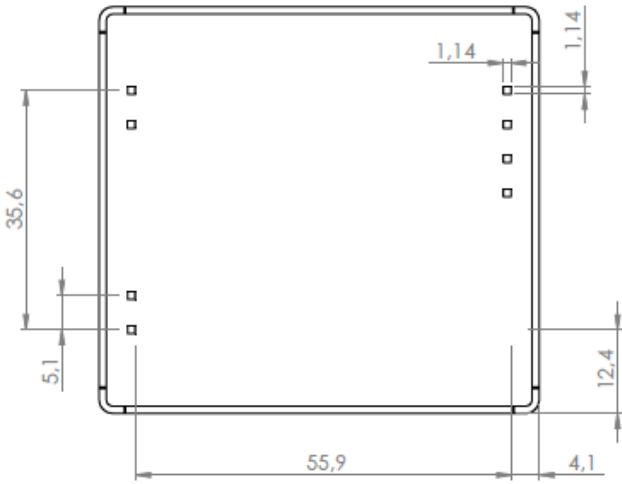
Parameter	Unit	Value
Clearance	mm	3.3
Creepage distance	mm	4.7
CTI		600
Rms voltage for AC isolation test, 50/60 Hz, 1 min - Between primary and (secondary and shield)	kV	2.4
Impulse withstand voltage (1.2/50µs)	kV	4.4
Rated rms isolation voltage reinforced isolation, overvoltage category II, Pollution degree 2 according to IEC61010-1	V	300

## Absolute maximum ratings

Parameter	Unit	Max	Comment
Primary	A	200%	Programmed nominal DC. Maximum 100ms
Power supply	V	±16.5	

## Environmental and mechanical characteristics

Parameter	Unit	Min	Typ	Max	Comment
Altitude	m			2000	
Usage					Designed for indoor use
Polution Degree				2	
Ambient operating temperature range	°C	0		55	
Storage temperature range	°C	0		85	
Relative humidity	%	20		80	Non-condensing
Mass	kg		0.250		
Connections	16 pin PCB mount				
Standards	IEC61010-2-30 IEC61326-1 EMC IEC61010-1:2010 3rd Edition				



(general tolerance 0.2mm unless otherwise stated)

**Pinout - Top view**

